

# AGILA

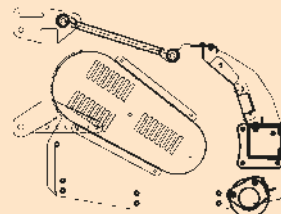
**AGILA 1**

- Macchina con barra posteriore e slitte regolabili
- Machine avec barre postérieure et patins réglables
- Machine with rear bar and adjustable skids
- Maschine mit hinterer Planierschiene und verstellbaren Kufen
- Máquina con barra trasera y patines regulables
- Машина с задней панелью и



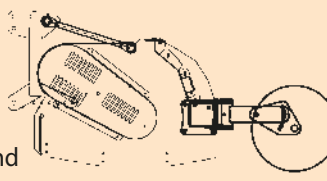
**AGILA 2**

- Macchina con barra posteriore e rullo
- Machine avec barre postérieure et rouleau
- Machine with rear bar and roller
- Maschine mit hinterer Planierschiene und Walze
- Máquina con barra trasera y rodillo
- Машина с задней панелью и валиком



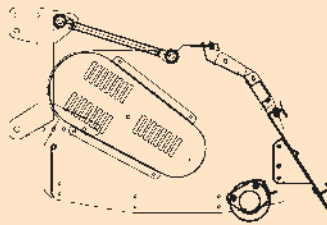
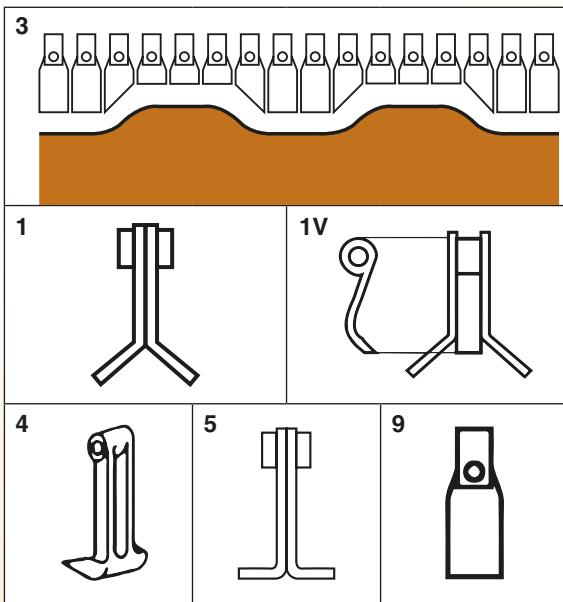
**AGILA 3**

- Macchina con barra posteriore e coppia ruote sterzanti
- Machine avec barre postérieure et couple de roues braquantes
- Machine with rear bar and pair of steering wheels
- Maschine mit hinterer Planierschiene und Steuerräderpaar
- Máquina con barra trasera y 2 ruedas girantes
- Машина с задней панелью и парой рулевых колес



**AGILA 4**

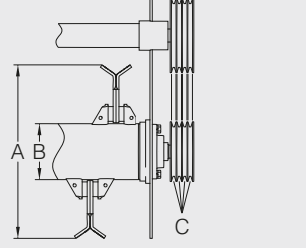
- Macchina con rullo e lamiera di protezione
- Machine avec rouleau et tôles de protection
- Machine with roller and guarding sheets
- Maschine mit Walze und Schutzbleche
- Máquina con rodillo y chapas de protección
- Машина с валиком и защитным металлическим листом

- Velocità periferica dei coltelli
- Vitesse périphérique des couteaux
- Tip speed of blades
- Messersumfangsgeschwindigkeit
- Velocidad periferica de las cuchillas
- СКОРОСТЬ ВРАЩЕНИЯ НОЖЕЙ

AGILA	m/sec.	inches/sec.
1600-1800-2100	64	2520
2300-2500	68	2677
2700	61	2402

**AGILA**



	A	B	C
1600-1800-2100	Ø mm 575	Ø mm 611	
2300-2500-2700	Ø mm 159x10	Ø mm 193,7x10	
1600-1800			n. 3
2100-2300-2500-2700			n. 4

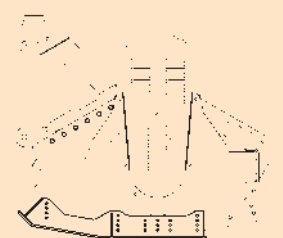
**AGILA**

	1600-1800 2100-2300-2500	N° 2132
G/M del rotore	Rotor U/M	Rotor's RPM
T/M du rotor	R/M de rotor	Об/Мин ротора
	2700	N° 1910

# UNIKA - UNIKA SPOSTABILE

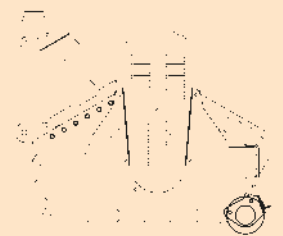
**UNIKA - UNIKA SP. 1**

- Macchina con slitte regolabili
- Machine avec patins réglables
- Machine with adjustable skids
- Maschine mit verstellbaren Kufen
- Máquina con patines regulables
- Машина с регулируемыми лыжами



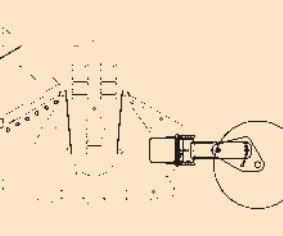
**UNIKA - UNIKA SP. 2**

- Macchina con rullo
- Machine avec rouleau
- Machine with roller
- Maschine mit Walze
- Máquina con rodillo
- Машина с валиком

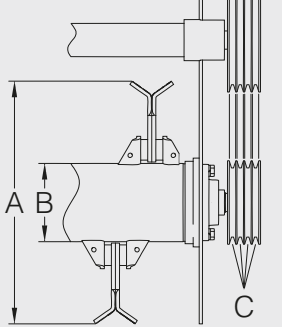


**UNIKA - UNIKA SP. 3**

- Macchina con coppia ruote sterzanti
- Machine avec couple de roues braquantes
- Machine with pair of steering wheels
- Maschine mit Steuerräderpaar
- Máquina con 2 ruedas girantes
- Машина с парой рулевых колес

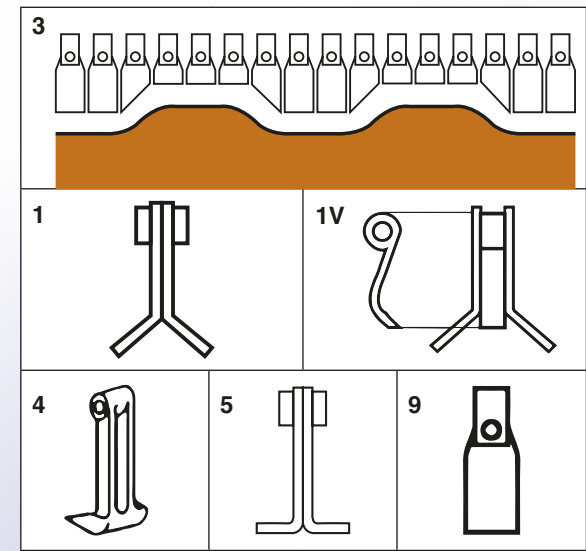


**UNIKA UNIKA SP.**



	A	B	C
1800-2100	Ø mm 575	Ø mm 611	
2300-2500-2700-3000	Ø mm 159x10	Ø mm 193,7x10	
1800-2100			n. 4
2300-2500-2700-3000			n. 5

FALC - Via Proventa, 41 - 48018 FAENZA (ITALIA) - e-mail: info@falc.eu - www.falc.eu



**UNIKA - UNIKA SP.**

	PTO 540	PTO 1000
G/M del rotore	Rotor U/M	R/M de rotor
T/M du rotor	R/M de rotor	Об/Мин ротора
	1800-2100 2300-2500-2700-3000	1800-2100 2300-2500-2700-3000
	N° 1875	N° 1800

- Velocità periferica dei coltelli
- Vitesse périphérique des couteaux
- Tip speed of blades
- Messersumfangsgeschwindigkeit
- Velocidad periferica de las cuchillas
- СКОРОСТЬ ВРАЩЕНИЯ НОЖЕЙ

UNIKA - UNIKA SP.	m/sec.	inches/sec.
PTO 540	1800-2100 2300-2500-2700	56 60 2362
PTO 1000	1800-2100 2300-2500-2700	54 58 2283

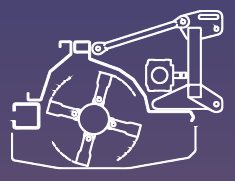
Tel. +39 0546 29050  
Fax +39 0546 663986



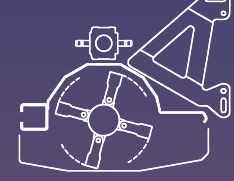
- TRINCIA
- BROYEUR
- SHREDDER
- HÄCKSLER
- DESBROZADORA
- ИЗМЕЛЬЧИТЕЛЬ



**AGILA**



**UNIKA  
UNIKA SP.**


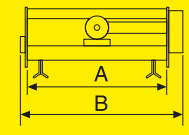




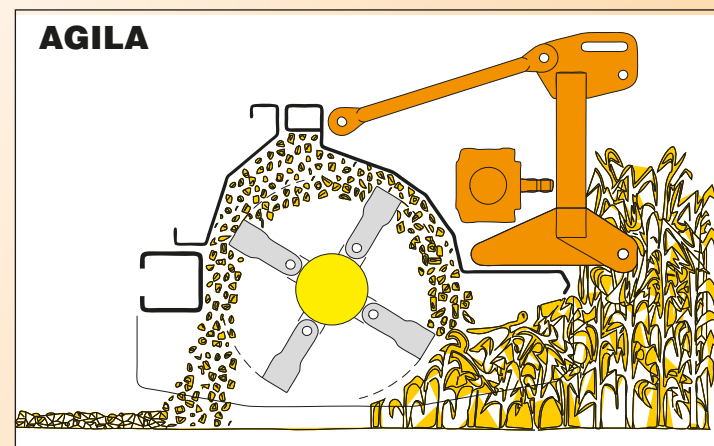
**AGILA**








**UNIKA SP.**







 SOLO POSTERIORE	 NUR HINTER
 SEULEMENT ARRIERE	 SOLAMENTE POSTERIOR
 ONLY REAR	 ТОЛЬКО ЗАДНИЙ


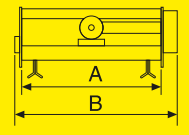


AGILA								
		HP	A mm.	B mm.	A inches	B inches	KG	
1600	50 - 100	1581	1822	62,24	71,73	660	1455	32
1800	50 - 100	1761	2002	69,33	78,82	706	1556	36
2100	50 - 100	2121	2362	83,50	92,99	750	1653	44
2300	50 - 120	2305	2546	90,75	100,24	910	2006	48
2500	50 - 120	2485	2726	97,83	107,32	965	2127	52
2700	50 - 120	2665	2906	104,92	114,41	1020	2249	56



 A richiesta: Attacco con spostamento idraulico	 Auf Wunsch: Anschluß mit hydraulik Verschub
 Sur demande: Attelage avec déplacement hydraulique	 A pedido: Enganche con desplazamiento hidráulico
 On request: Linking with hydraulic shifting	 по запросу: гидравлическим смещением

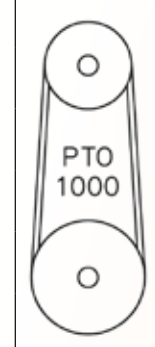
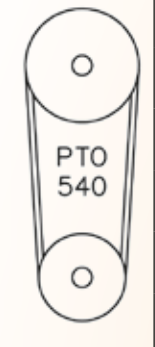








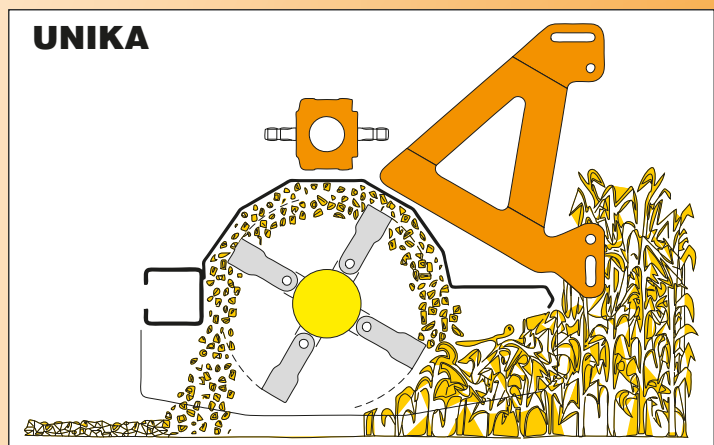
 ANTERIORE O POSTERIORE	 VORDER ODER HINTER
 ANTERIEUR OU ARRIERE	 ANTERIOR O POSTERIOR
 FRONT OR REAR	 ПЕРЕДНИЙ ИЛИ ЗАДНИЙ







UNIKA								
		HP	A mm.	B mm.	A inches	B inches	KG	
1800 *	50 - 100	1761	2002	69,33	78,82	688	1517	36
2100	50 - 100	2121	2362	83,50	92,99	751	1656	44
2300	50 - 120	2305	2546	90,75	100,24	887	1955	48
2500 *	50 - 120	2485	2726	97,83	107,32	926	2041	52
2700	50 - 120	2665	2906	104,92	114,41	968	2134	56


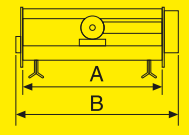


\*A RICHIESTA - \*SUR DEMANDE - \*ON REQUEST - \*AUF WUNSCH - \*A PEDIDO - \*ПО ЗАПРОСУ




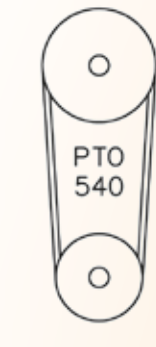






		 Invertendo la posizione delle pulegge si passa da PTO 1000 a PTO 540
		 Inversant la position des poulies on passe de PDF 1000 à PDF 540
		 Inverting the position of the pulleys you change from PTO 1000 to PTO 540
		 Um die Umdrehung von 1000 bis 540 zu wechseln, muss man die Riemenscheiben vertauschen
		 Invertiendo la posición de las poleas, se pasa de TDF 1000 a TDF 540
		 Инверсия положение шкивов переходе от BOM 1000 BOM 540



 ANTERIORE O POSTERIORE	 VORDER ODER HINTER
 ANTERIEUR OU ARRIERE	 ANTERIOR O POSTERIOR
 FRONT OR REAR	 ПЕРЕДНИЙ ИЛИ ЗАДНИЙ

UNIKA SP. SPOSTABILE								
		HP	A mm.	B mm.	A inches	B inches	KG	
2300	70 - 120	2305	2546	90,75	100,24	840	1851	48
2500	70 - 120	2485	2726	97,83	107,32	880	1940	52
2700	70 - 120	2665	2906	104,92	114,41	920	2028	56
3000	70 - 120	3025	3296	119,09	129,76	980	2160	64



		 Invertendo la posizione delle pulegge si passa da PTO 1000 a PTO 540
		 Inversant la position des poulies on passe de PDF 1000 à PDF 540
		 Inverting the position of the pulleys you change from PTO 1000 to PTO 540
		 Um die Umdrehung von 1000 bis 540 zu wechseln, muss man die Riemenscheiben vertauschen
		 Invertiendo la posición de las poleas, se pasa de TDF 1000 a TDF 540
		 Инверсия положение шкивов переходе от BOM 1000 BOM 540

